

**Company Report: Lion One Metals Limited (V:LIO)**

November 5, 2022

A snap shot of company officer and director insider activity plus a list of all insider transactions and holdings.

Public Market Activity: Company Officers and Directors



Price and volume charts represent common share or trust unit public market transactions by company officers and directors reported in SEDI. Information on the charts may not include transactions by insiders of subsidiaries, 10% security holders or other insiders, or trades in other securities such as options.

**One Year Public Market Bias**

	Company Officers and Directors	
	Buying	Selling
CEO	None ●	None ○
CFO	None ▲	None △
OFFICER	None ◆	None ◇
DIRECTOR	None ■	None □
Total	\$0	\$0
	<b>Net 0</b>	

CEO and CFO titles of insiders are provided on a reasonable efforts basis, as are the elimination of duplicate filings across multiple accounts in net buying or selling totals. All data presented should be treated as estimates as it is based on insider filings subject to input errors. This report does not constitute a buy or sell recommendation for the security.

Report Tutorial Video: [http://www.inkresearch.com/pdf\\_tutorial/company.html](http://www.inkresearch.com/pdf_tutorial/company.html) English 国语 粵語

**About INK Research**

Through our PDF reports, as well as our alerts, interactive charting and analytical services delivered via [www.inkresearch.com](http://www.inkresearch.com), INK provides insider news and knowledge to investors.

For sales and trial subscription information please contact [inquiries@inkresearch.com](mailto:inquiries@inkresearch.com) or call us at 604-669-4465 #333.

## Latest Filings Over the Past 12 Months - Maximum 60

● / ○ CEO    ▲ / △ CFO    ◆ / ◇ OTHER OFFICER    ■ / □ DIRECTOR    █ / ▮ ISSUER    + / ⊕ 10% HOLDER    — / = SUBSIDIARY EXECUTIVE    ✱ / ✖ DEEMED INSIDER  
 I - Information that has been adjusted or estimated by INK    A - Amended filing

Transaction Date	Insider Name	Ownership Type	Nature of Transaction	Security	Price (\$)	Shares/ Units	Account Change*	Account Balance
Sep 28/22	◆ Cattalani, Sergio	Direct Ownership	Prospectus buy	Warrants	1.050	12,500	> 100%	12,500
Sep 28/22	◆ Cattalani, Sergio	Direct Ownership	Prospectus buy	Common Shares	0.770	25,000	> 100%	25,000
Sep 28/22	▲ Young, Tony	Direct Ownership	Prospectus buy	Warrants	1.050	12,500	> 100%	12,500
Sep 28/22	▲ Young, Tony	Direct Ownership	Prospectus buy	Common Shares	0.770	25,000	33.3%	100,000
Sep 3/22	● Berukoff, Walter Harold	Direct Ownership	Option expiration	Options	1.250	500,000	57.1%	1,375,000
Sep 3/22	◆ Cattalani, Sergio	Direct Ownership	Options granted	Options	1.250	700,000	> 100%	1,200,000
Sep 3/22	◆ Greig, Hamish	Direct Ownership	Options granted	Options	1.250	100,000	18.0%	655,000
Sep 3/22	◆ Hickey, Patrick	Direct Ownership	A Options granted	Options	1.250	500,000	50.0%	1,500,000
Sep 3/22	■ Meli, Richard	Direct Ownership	Options granted	Options	1.250	100,000	31.8%	414,040
Sep 3/22	■ Puil, Kevin	Direct Ownership	Options granted	Options	1.250	100,000	30.3%	430,000
Sep 3/22	■ Tretbar, David	Direct Ownership	Options granted	Options	1.250	100,000	35.7%	380,000
Sep 3/22	▲ Young, Tony	Direct Ownership	A Options granted	Options	1.250	190,000	20.9%	1,100,000

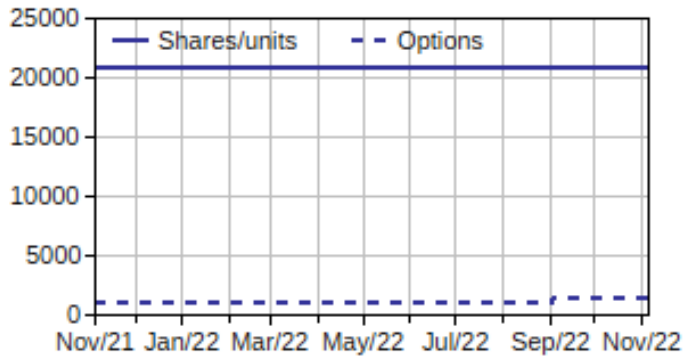
All data based on insider regulatory filings which are subject to input errors.

\* Indicates percentage change of shares or units for the account in which the security is held. Many insiders have more than one account and the balance for each is calculated separately. See Holdings Summary for balances across all ownership types as reported in SEDI.

## Holdings Summary

Data is based on SEDI filings. Identified former insiders who ceased to be an insider more than a year ago are not shown. Roster may include unidentified former insiders. Charts include identified former insider holdings up to the date they ceased to be an insider. Insiders and their holdings are only included under one insider category. See last page for regulatory insider filing relationship definitions.

**CEO's Holdings (000's)**



### Berukoff, Walter Harold

Relationship as filed with regulators: 3, 4, 5

Latest filing date: September 6, 2022

#### Direct Ownership

Common Shares	2,823,000
Options	1,375,000

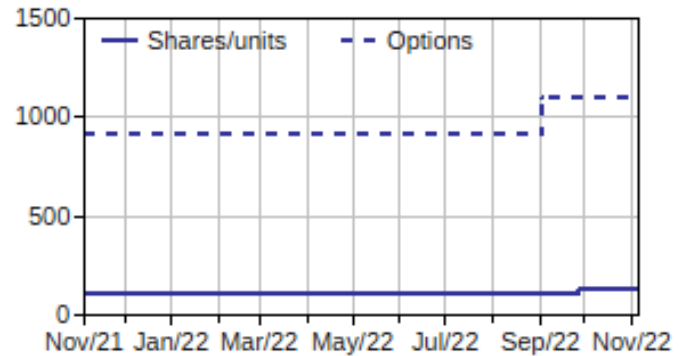
#### Indirect Ownership

Common Shares	14,496,081
---------------	------------

#### Control or Direction

Common Shares	3,456,028
---------------	-----------

**CFO's Holdings (000's)**



### Young, Tony

Relationship as filed with regulators: 5

Latest filing date: September 29, 2022

#### Direct Ownership

Common Shares	100,000
Options	1,100,000
Warrants	12,500

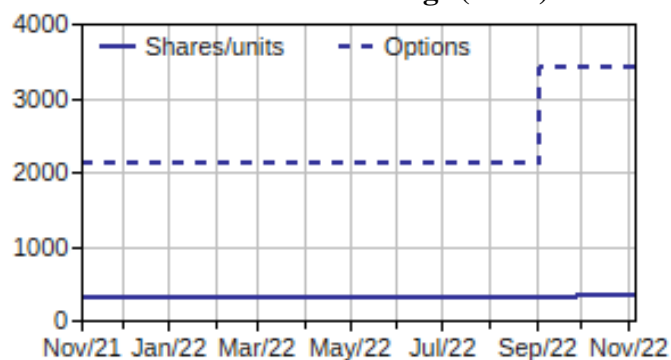
#### Indirect Ownership

Common Shares	30,000
---------------	--------

## Holdings Summary (cont'd)

Data is based on SEDI filings. Identified former insiders who ceased to be an insider more than a year ago are not shown. Roster may include unidentified former insiders. Charts include identified former insider holdings up to the date they ceased to be an insider. Insiders and their holdings are only included under one insider category. See last page for regulatory insider filing relationship definitions.

### Other Officers' Holdings (000's)



### Cattalani, Sergio

Relationship as filed with regulators: 5

Latest filing date: September 29, 2022

#### Direct Ownership

Common Shares	25,000
Options	1,200,000
Warrants	12,500

### Greig, Hamish

Relationship as filed with regulators: 5

Latest filing date: September 6, 2022

#### Direct Ownership

Common Shares	300,000
Options	655,000

#### Indirect Ownership

Common Shares	0
---------------	---

### Hickey, Patrick

Relationship as filed with regulators: 5

Latest filing date: September 29, 2022

#### Direct Ownership

Options	1,500,000
---------	-----------

### Swan, Christina

Relationship as filed with regulators: 5

Latest filing date: February 14, 2008

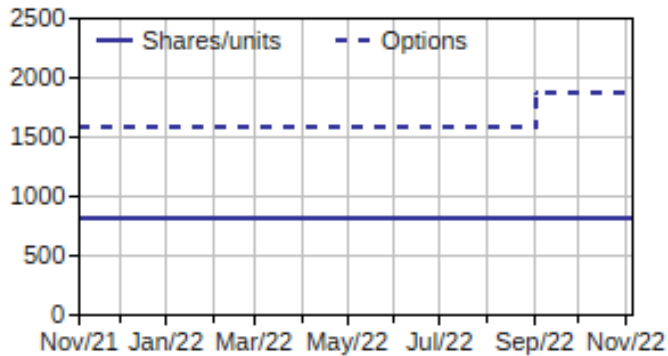
#### Direct Ownership

Options	75,000
---------	--------

## Holdings Summary (cont'd)

Data is based on SEDI filings. Identified former insiders who ceased to be an insider more than a year ago are not shown. Roster may include unidentified former insiders. Charts include identified former insider holdings up to the date they ceased to be an insider. Insiders and their holdings are only included under one insider category. See last page for regulatory insider filing relationship definitions.

### Directors' Holdings (000's)



#### Jenks, John Donald

Relationship as filed with regulators: 4

Latest filing date: February 15, 2008

##### Direct Ownership

Options	50,000
---------	--------

#### Mann, Stephen Thomas

Relationship as filed with regulators: 4

Latest filing date: July 23, 2020

##### Direct Ownership

Common Shares	0
Options	600,000

##### Indirect Ownership

Common Shares	587,400
---------------	---------

#### Marr, John M.

Relationship as filed with regulators: 4

Latest filing date: January 26, 2004

##### Direct Ownership

Common Shares	20,000
Options	0

#### Meli, Richard

Relationship as filed with regulators: 4

Latest filing date: September 6, 2022

##### Direct Ownership

Common Shares	35,960
Options	414,040

#### Puil, Kevin

Relationship as filed with regulators: 4

Latest filing date: September 6, 2022

##### Direct Ownership

Common Shares	175,000
Options	630,000

#### Tretbar, David

Relationship as filed with regulators: 4

Latest filing date: September 6, 2022

##### Direct Ownership

Common Shares	0
Options	380,000

#### Young, George S.

Relationship as filed with regulators: 4

Latest filing date: July 7, 2016

##### Direct Ownership

Common Shares	165,000
Options	0

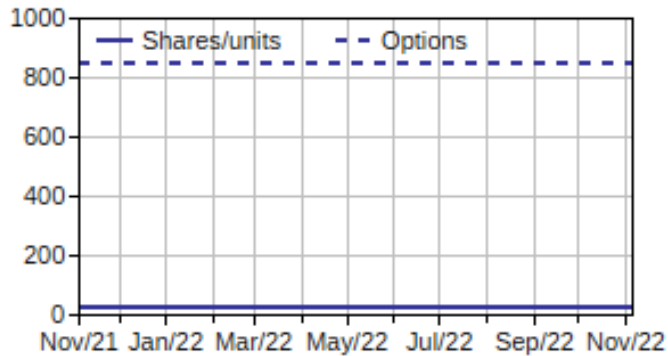
##### Indirect Ownership

Common Shares	0
---------------	---

## Holdings Summary (cont'd)

Data is based on SEDI filings. Identified former insiders who ceased to be an insider more than a year ago are not shown. Roster may include unidentified former insiders. Charts include identified former insider holdings up to the date they ceased to be an insider. Insiders and their holdings are only included under one insider category. See last page for regulatory insider filing relationship definitions.

### Deemed Insiders' Holdings (000's)



### Gray, Joseph Tyler

Relationship as filed with regulators: 8

Latest filing date: September 19, 2017

#### Direct Ownership

Common Shares	21,000
Options	525,000

#### Indirect Ownership

Common Shares	0
---------------	---

#### Control or Direction

Options	324,000
---------	---------

INK Research news and knowledge websites to help you build and protect wealth



## INK Research

Tools for sophisticated investors and family offices. Members get interactive North American stock screening, search, insider alerts, company reports with rankings, INK Ultra money videos and more.

[www.inkresearch.com](http://www.inkresearch.com)



## Canadian Insider

Canadian Insider Club members get North American stock alerts, core Canadian INK PDF reports plus 30 free company reports with rankings each month. Use coupon INKPDF for 20% off the first year of a new membership.

[www.canadianinsider.com](http://www.canadianinsider.com)



## Insider Tracking

Get insider filing alerts for North American stocks at a low monthly cost. Advantage members also get access to INK Canadian and US weekly market reports.

[www.insidertracking.com](http://www.insidertracking.com)

### Regulatory (SEDI) Filing Relationship Definitions

1 - Issuer	5 - Senior Officer of Issuer
2 - Subsidiary of Issuer	6 - Director or Senior Officer of 10% Security Holder
3 - 10% Security Holder of Issuer	7 - Director or Senior Officer of Insider or Subsidiary of Issuer (other than in 4,5,6)
4 - Director of Issuer	8 - Deemed Insider - 6 Months before becoming Insider

**Disclaimer:** User agrees to only use information contained in this report for the purposes as set out in section 6.2 of COMPANION POLICY 55-102CP TO NATIONAL INSTRUMENT 55-102 of the Canadian Securities Administrators and to comply with all privacy laws. INK provides general information. INK is not an investment advisory service, a financial planner, an investment advisor nor a securities advisor. INK does not purport to tell people, or suggest to people, what they should buy or sell for themselves. Opinions and recommendations contained herein should not be construed as investment advice. Do not assume that any recommendations, insights, charts, theories, or philosophies will ensure profitable investment. Users should always consult with and obtain advice from their professional licensed financial advisor, including their tax advisor, to determine the suitability of any investment. INK recommends that anyone making an investment or trading securities do so with caution. Users should perform full due diligence and investigate any security fully before making an investment or before the execution of a security trade based upon information learned through INK. Investors should obtain annual reports and other company information to complete their own due diligence in any investment. Neither INK nor anyone affiliated with INK is responsible for any investment decision made. INK has made all reasonable efforts to ensure that all information provided is accurate at the time of inclusion; however, there may be inadvertent and occasional errors. INK makes no guarantee of accuracy or completeness. Insider transaction filings are from SEDI®; SEDI® is a registered trade-mark owned by the Alberta Securities Commission. All information and opinion expressed herein is subject to change without notice. INK employees may have an ownership or investment interest in any stock mentioned in this report. Copyright © INK Research Corp. All rights reserved.