

Aero Energy Ltd. (TSXV:AERO)

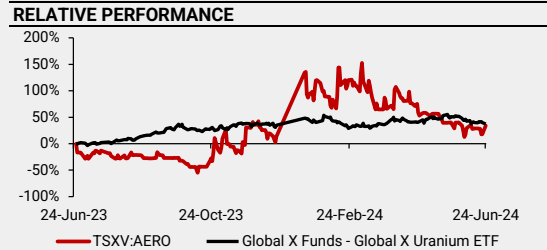
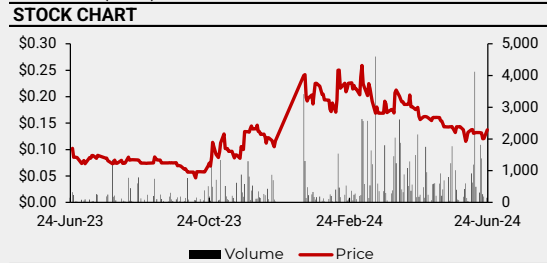
Exploration Update

Murmac Drilling Intersects Potential Unconformity-Style Uranium Discovery

June 25, 2024

(Currency is C\$ unless noted otherwise)

Closing Price (\$/sh)	\$	0.13
Rating		NA
Target (\$/sh)		NA
Return to Target		NA
52 Week Low / High	\$0.04 /	\$0.26
CAPITALIZATION	Basic	Diluted
Shares Outstanding (M)	96.3	126.3
Market Capitalization (\$MM)	\$	12.0
Enterprise Value (\$MM)	\$	5.9
Cash and Cash Equivalents (\$MM)	\$	6.1
Total Debt (\$MM)	\$	-



*Capital IQ Consensus

MAJOR SHAREHOLDERS (According to IQ)

Management and Insiders (3.05%), MM Asset Management Inc (3.85%), U.S. Global Inves (0.05%)

DISCLOSURE CODE:

(Please refer to the disclosures listed on the back page)
Source: RCS, Company Information, Capital IQ

Company Description

Aero Energy Ltd. is a uranium exploration and development company focusing on advancing projects in the northern Athabasca Basin. It possesses interests over 250,000 acres in the historic Uranium City area, which was the first uranium district of Saskatchewan. It is currently earning 70% and 100% interests in the Murmac and Sun Dog projects, respectively, which host dozens of uranium showings and the past-producing Gunnar mine, which has produced over 18M lbs U3O8. It is also earning a 70% interest in the Strike project which is prospective for unconformity-style mineralization at the Tena zone.

Impact: Very Positive

Aero Energy and partner (and operator) Fortune Bay Corp. (TSXV:FOR, Not Rated), announced strong radioactivity in just the 2nd hole from the ongoing drill program at Murmac in the NW Athabasca Basin. M24-017, still in progress and logged up to 94.5m depth, intersected 1,309 cps over 8.7m within graphitic pelite in basement rocks. Visible uranium was associated with radioactivity of up to 33,000 cps over 0.1m. Assays are pending. **Identifying strong radioactivity so soon helps confirm Aero's thesis, that strong alteration, structure, radioactivity and presence of pelites and quartzites indicate potential for a large mineralized system. This out-of-the-box success warrants further drilling, although some may be required during winter given the lake's presence. The goal was to drill 20-25 holes (4,000-4,500m) at Murmac and Sundog this summer, but meterage is now expected to evolve in real time and two new priorities have emerged: 1) this potential discovery means the rig won't move but will start stepping around along trend and at depth, and 2) this uranium and graphite association is proof of concept for basement-hosted deposits and opens up the entire 30 km-long NE-SW trend for further exploration. In an area known for Beaverlodge-type structural deposits readily visible at surface, graphite-associated basement-hosted deposits (like Roughrider, Triple R, Arrow) have not been targeted here. We await assays and will watch closely as Aero tries to immediately follow up on this potential new basement discovery.**

- **Testing target H15 on the Howland Corridor**, a 1.2 km long unexplored EM conductor, 1 km of which lies under Howland Lake (Figure 1). The conductor is associated with a subtle gravity low, which suggests the presence of altered rocks. Hole -17 was collared near intersections of a cross-cutting fault with numerous historical uranium occurrences.
- **The right rocks.** Strong radioactivity is hosted within structurally prepared graphitic pelites, below a hanging wall contact with hematite altered quartzite at ~70-78m depth. Pelites provide a reducing environment that may help hydrothermal fluids precipitate uranium, while alteration indicates considerable hydrothermal fluid flow may have occurred, and quartzite provides a competency contrast to help channel those fluids.
- **Follow up drilling warranted.** The highlight zone of radioactivity of up to 33,000 cps over 0.1m remains open up/down dip and along strike in both directions. Follow up drilling is already being planned. An additional 11 high-priority targets identified in collaboration with Fortune Bay (**read notable**) are already permitted at Murmac, with others being considered. Aero Energy is earning up to 70% interest at the Murmac and Strike projects from Fortune Bay and up to a 100% interest in the adjacent Sun Dog project.

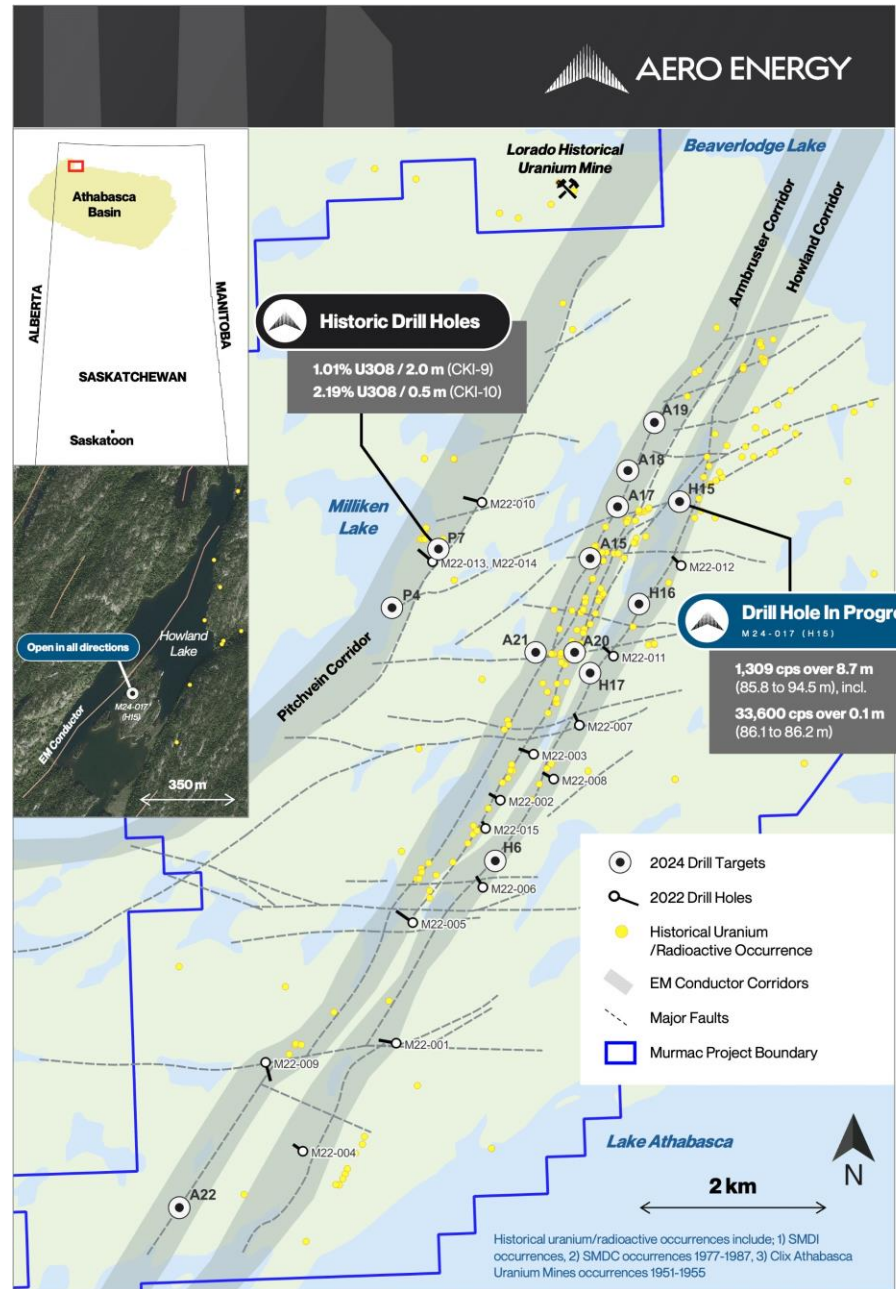
We do not rate Aero Energy Ltd. We look forward to assays and expect this announcement to propel the stock today and help attract much more attention. Exploration success should drive the stock price of this exploration company. **Upcoming Catalysts:** 1) Drill results from Murmac and Sun Dog (ongoing), and 2) Drill results from Strike (H2/24)

Table 1: Radioactive intersections logged to date in hole M24-017

Log	From	To	Length	cps	Measurement Type
Hangingwall Quartzite - Intermittent Radioactivity	81.10	81.70	0.60	432	Length Weighted Average
	82.55	82.65	0.10	350	Individual Measurements
	82.65	82.75	0.10	770	
	82.75	82.85	0.10	1,010	
	82.85	82.95	0.10	480	
	82.95	83.05	0.10	340	
	84.00	84.10	0.10	300	Individual Measurements
	84.10	84.20	0.10	400	
	84.20	84.30	0.10	1,300	
	84.30	84.40	0.10	1,800	
	84.40	84.50	0.10	850	
	84.50	84.60	0.10	380	
	85.50	85.80	0.30	317	Length Weighted Average
	85.80	86.00	0.20	335	Length Weighted Average
	86.00	86.10	0.10	520	Individual Measurements
	86.10	86.20	0.10	33,600	
	86.20	86.30	0.10	9,150	
	86.30	86.45	0.15	7,050	
	86.45	86.55	0.10	3,660	
	86.55	86.65	0.10	1,360	
86.65	86.75	0.10	390		
86.75	86.85	0.10	440		
86.85	87.00	0.15	480		
87.00	87.15	0.15	2,640		
87.15	87.30	0.15	3,750		
87.30	87.40	0.10	1,520		
Graphitic Pelite - Continuous Radioactivity	87.40	88.20	0.80	463	Length Weighted Average
	88.20	91.20	3.00	335	Length Weighted Average
	91.20	91.35	0.15	700	Individual Measurements
	91.35	91.45	0.10	480	
	91.45	91.55	0.10	530	
	91.55	91.65	0.10	380	
	91.65	91.75	0.10	370	
	91.75	91.90	0.15	850	
	91.90	92.00	0.10	810	
	92.00	92.10	0.10	4,110	
	92.10	92.20	0.10	10,680	
	92.20	92.30	0.10	740	
	92.30	92.45	0.15	360	
92.45	92.60	0.15	600		
92.60	94.50	1.90	318	Length Weighted Average	
Total Graphitic Pelite	85.80	94.50	8.70	1,309	Length Weighted Average

Source: Company Reports

Figure 1: 2024 drill targets at Murmac



Source: Company Reports

David A. Talbot | MD, Head of Equity Research
 Daniel Kozielowicz | Research Associate
 Shikhar Sarpal | Research Associate
 Surya Sankarasubramanian | Research Associate

Red Cloud Securities Inc.
 120 Adelaide Street West, Suite 1400
 Toronto ON, M5H 1T1
research@redcloudsecurities.com
<https://redcloudresearch.com/>

Disclosure Statement
 Updated June 25, 2024

Recommendation / Target Change			Red Cloud Securities has this percentage of its universe assigned as the following:	
Date	Rating	Target	Status	%
2024-06-25	NA	NA	BUY	68%
			BUY (S)	27%
			HOLD	0%
			TENDER/ SELL	3%
			NA	1%
			UNDER REVIEW	0%

Disclosure Requirement

Red Cloud Securities Inc. is registered as an Investment Dealer and is a member of the Canadian Investment Regulatory Organization (CIRO). Red Cloud Securities registration as an Investment Dealer is specific to the provinces of Alberta, British Columbia, Manitoba, Ontario, Quebec, and Saskatchewan. We are registered and authorized to conduct business solely within these jurisdictions. We do not operate in or hold registration in any other regions, territories, or countries outside of these provinces. Red Cloud Securities bears no liability for any consequences arising from the use or misuse of our services, products, or information outside the registered jurisdictions.

Part of Red Cloud Securities Inc.'s business is to connect mining companies with suitable investors. Red Cloud Securities Inc., its affiliates and their respective officers, directors, representatives, researchers and members of their families may hold positions in the companies mentioned in this document and may buy and/or sell their securities. Additionally, Red Cloud Securities Inc. may have provided in the past, and may provide in the future, certain advisory or corporate finance services and receive financial and other incentives from issuers as consideration for the provision of such services.

Red Cloud Securities Inc. has prepared this document for general information purposes only. This document should not be considered a solicitation to purchase or sell securities or a recommendation to buy or sell securities. The information provided has been derived from sources believed to be accurate but cannot be guaranteed. This document does not take into account the particular investment objectives, financial situations, or needs of individual recipients and other issues (e.g. prohibitions to investments due to law, jurisdiction issues, etc.) which may exist for certain persons. Recipients should rely on their own investigations and take their own professional advice before investment. Red Cloud Securities Inc. will not treat recipients of this document as clients by virtue of having viewed this document.

Red Cloud Securities Inc. takes no responsibility for any errors or omissions contained herein, and accepts no legal responsibility for any errors or omissions contained herein, and accepts no legal responsibility from any losses resulting from investment decisions based on the content of this report.

Company Specific Disclosure Details

Company Name	Ticker Symbol	Disclosures
Aero Energy Ltd.	TSXV:AERO	

1. The analyst has visited the head/principal office of the issuer or has viewed its material operations.
2. The issuer paid for or reimbursed the analyst for a portion, or all of the travel expense associated with a visit.

3. In the last 12 months preceding the date of issuance of the research report or recommendation, Red Cloud Securities Inc. has performed investment banking services for the issuer.
4. In the last 12 months, a partner, director or officer of Red Cloud Securities Inc., or an analyst involved in the preparation of the research report has provided services other than in the normal course investment advisory or trade execution services to the issuer for remuneration.
5. An analyst who prepared or participated in the preparation of this research report has an ownership position (long or short) in, or discretion or control over an account holding, the issuer's securities, directly or indirectly.
6. Red Cloud Securities Inc. and its affiliates collectively beneficially own 1% or more of a class of the issuer's equity securities.
7. A partner, director, officer, employee or agent of Red Cloud Securities Inc., serves as a partner, director, officer or employee of (or in an equivalent advisory capacity to) the issuer.
8. Red Cloud Securities Inc. is a market maker in the equity of the issuer.
9. There are material conflicts of interest with Red Cloud Securities Inc. or the analyst who prepared or participated in the preparation of the research report, and the issuer.

Analysts are compensated through a combined base salary and bonus payout system. The bonus payout is determined by revenues generated from various departments including Investment Banking, based on a system that includes the following criteria: reports generated, timeliness, performance of recommendations, knowledge of industry, quality of research and client feedback. Analysts are not directly compensated for specific Investment Banking transactions.

Recommendation Terminology

Red Cloud Securities Inc. recommendation terminology is as follows:

- Top Pick – our best investment ideas, the greatest potential value appreciation
- Buy – expected to outperform its peer group
- Hold – expected to perform with its peer group
- Sell – expected to underperform its peer group
- Tender – clients are advised to tender their shares to a takeover bid
- Not Rated – currently restricted from publishing, or our recommendation is under review
- Under Review – our rating and target are under review pending, prior estimates and rating should be disregarded
- Our ratings may be followed by "(S)" which denotes that the investment is speculative and has a higher degree of risk associated with it.

Companies with Buy, Hold or Sell recommendations may not have target prices associated with a recommendation. Recommendations without a target price are more speculative in nature and are followed by "(S)" to reflect the higher degree of risk associated with it. Additionally, our target prices are set based on a 12-month investment horizon.

Dissemination

Red Cloud Securities Inc. distributes its research products simultaneously, via email, to its authorized client base. All research is then available on www.redcloudsecurities.com via login and password.

Analyst Certification

The Red Cloud Securities Inc. Analyst named on the report hereby certifies that the recommendations and/or opinions expressed herein accurately reflect such research analyst's personal views about the company and securities that are the subject of this report; or any companies mentioned in the report that are also covered by the named analyst. In addition, no part of the research analyst's compensation is, or will be, directly or indirectly, related to the specific recommendations or views expressed by such research analyst in this report.