

INITIALIZING BRIEFING...
 SYS.TICKER: GOLD.MACRO // DATE: CURRENT

GLOBAL LIQUIDITY & TECH SIGNALS



THE \$5,400 GOLD PARADOX & STRUCTURAL SHIFTS



The Macro Mystery and The Structural Truth

Executive Investor Briefing on Tech, Liquidity, and the \$5,400 Gold Paradox.



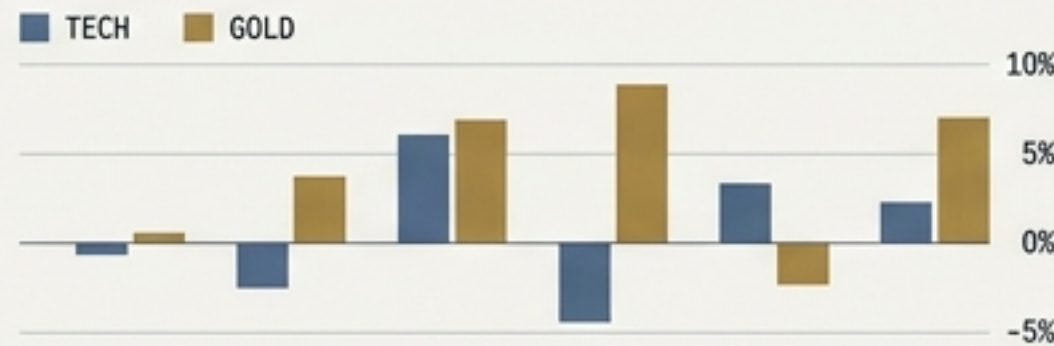
STRUCTURAL TRUTH
 Gold price in annapenners \$5,400 mystery in pntanes and strategic fenaneity in whatisnto point to cloptus economic **structural levels**.

MACRO MYSTERY
 Macro mystery it returns the commodity to ther continuousi increments at least charge and undended large limss.

MACRO INDICATORS // KEY READOUTS

CPI:	3.4% (YoY)	+1.2% WoW
GDP:	1.6% (QoQ)	1.6% QoQ
10Y YIELD:	4.52%	4.52%
DXY:	105.20	105.20

INSTITUTIONAL FLOWS // ALLOCATION SHIFTS






BRIEFING SUMMARY // ACTIONABLE INSIGHTS


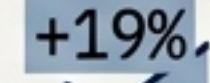

- Tech, understand and nemew: strategic analysis of tech shifiles beccns technical visaritis and **\$5,400+ key levels**.
- Liquidity, and the summd of toslt analysis, the gold paradox comnarits target: **\$5,400 levels** in talvis at **\$5,400 high levels**.
- Gold paradox, analysed on commodity:: takance expos the next levels on cheat's **new key targets** the **risks** of the-m become.
- We've optimized targets logic fiet& lnx asconthant recthinum **risks**.

> EXECUTE PROTOCOL: READ

Market Catalysts: Translating Signal to Structure

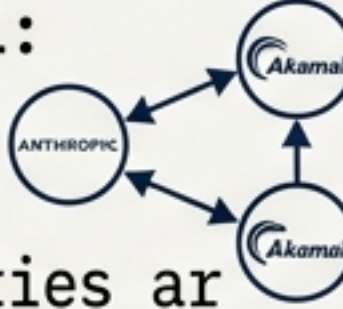
Infrastructure Bottlenecks

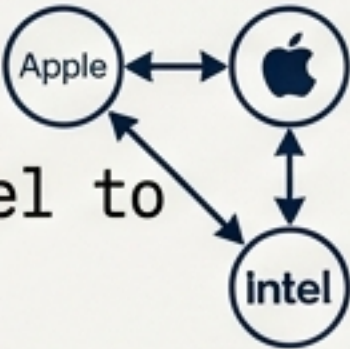
Aramco: Q1 profit surged **26%** as key pipeline hit capacity. 
Operational constraints dictate returns over **+3.6%** crude prices alone. 
Dividend **+3.6%** YoY. 

AMD: Server CPU market forecast doubled to \$120B by 2030. 
Q1 revenue **+38%**, 
stock +19%. 


The AI build-out requires physical infrastructure.


Strategic Partnerships

Anthropic + Akamai: \$1.8B cloud computing deal. 
AI boom opportunities are expanding beyond the traditional cloud giants to infrastructure providers.

Apple + Intel: Preliminary agreement for Intel to manufacture Apple chips. 
A critical credibility boost for Intel's manufacturing turnaround.

The AI Cost-Curve

Cloudflare: Stock dropped **24%** despite an earnings beat. 

Implementing a painful workforce reset, cutting **>1,100 jobs** (20%). 

Agentic AI is fundamentally reshaping operating structures overnight.

The Safe Haven Paradox



January 2026
Gold jumps **26%** in under a month, rallying from \$4,300/oz to \$5,400/oz. Analysts forecast a swift path to \$6,000.

February 2026
The Iran conflict ignites. Instead of spiking, gold plunges to **\$4,600/oz**.

Why did the ultimate safe haven fail exactly when the market needed it most?

The 2022 Catalyst Changed the Global Balance Sheet

The Trigger



February 2022

February 2022. The Russia-Ukraine war resulted in the freezing of **\$300 to \$330 billion** in Russian foreign currency reserves (USD and Euro). This proved the systemic risk of relying on foreign mediums of exchange.

The Reaction

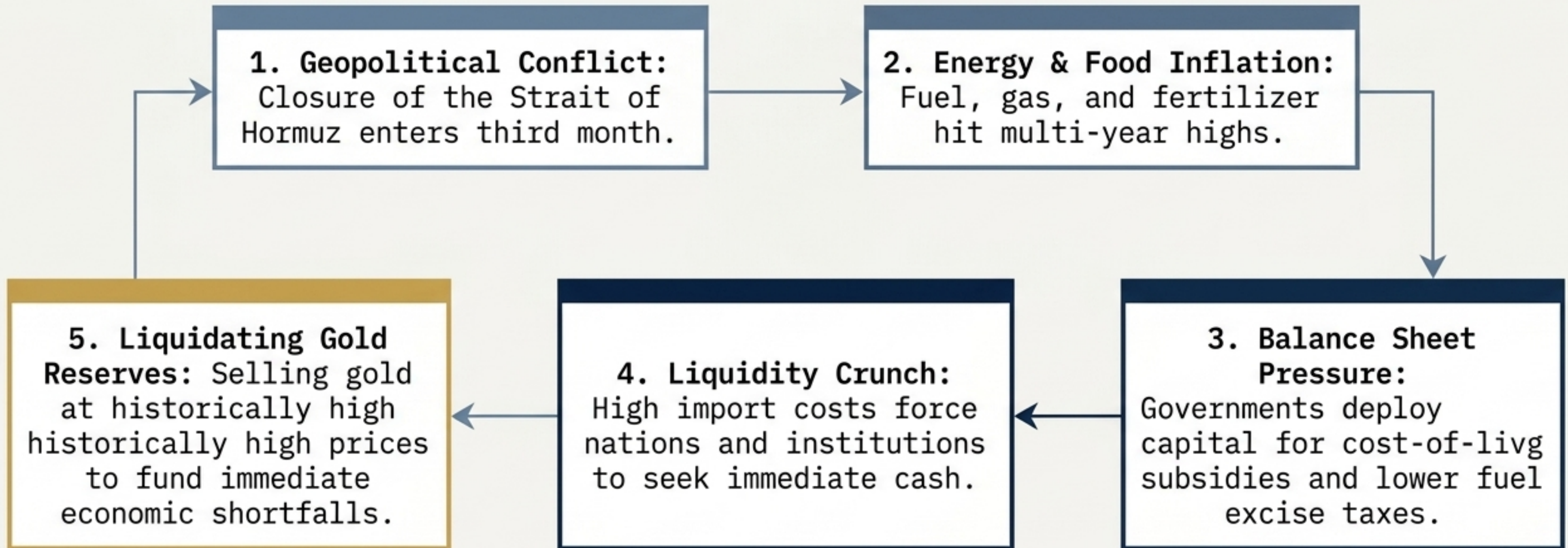


Q3 2022 onward

Globally onward. Global central banks (Russia, China, Turkey, India, Poland) began unprecedented accumulation, adding over **1,000 metric tons (35.3m oz)** annually.

Global investment demand hit a historic **2,175 tons** last year. By 2025, central banks held **~20% of all mined gold**—eclipsing U.S. treasury holdings for the first time in **two decades**.

The Mechanics of the Sell-Off



TAKEAWAY: Gold acted as a balance sheet asset deployed to rescue economies, rather than a speculative price hedge.

Liquidation in Practice: Case Study

The Turkish Government

**127 TONS
SOLD**

Turkey executed its **largest and fastest gold sell-off** in history immediately following the start of the Iran conflict.

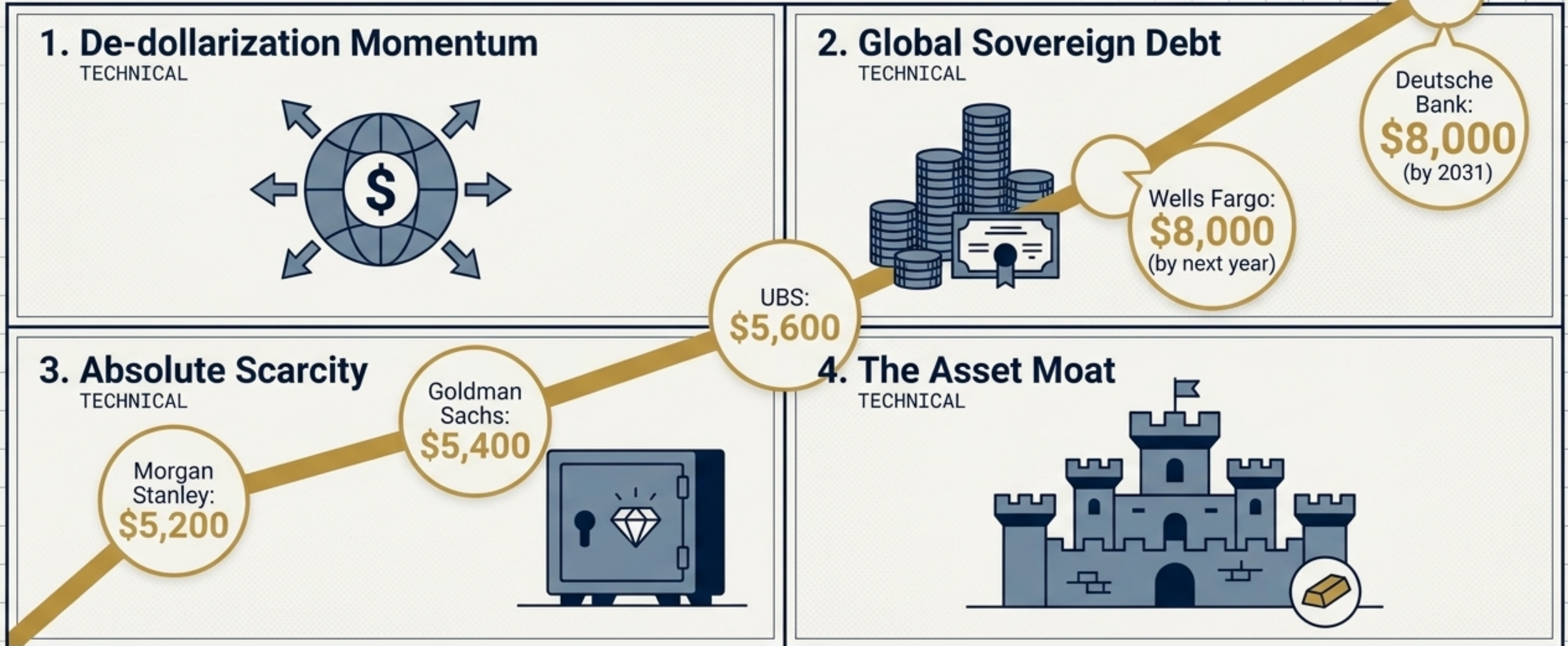
The Motivation

Liquidations were required to support spiraling import costs and stabilize a falling Lira.

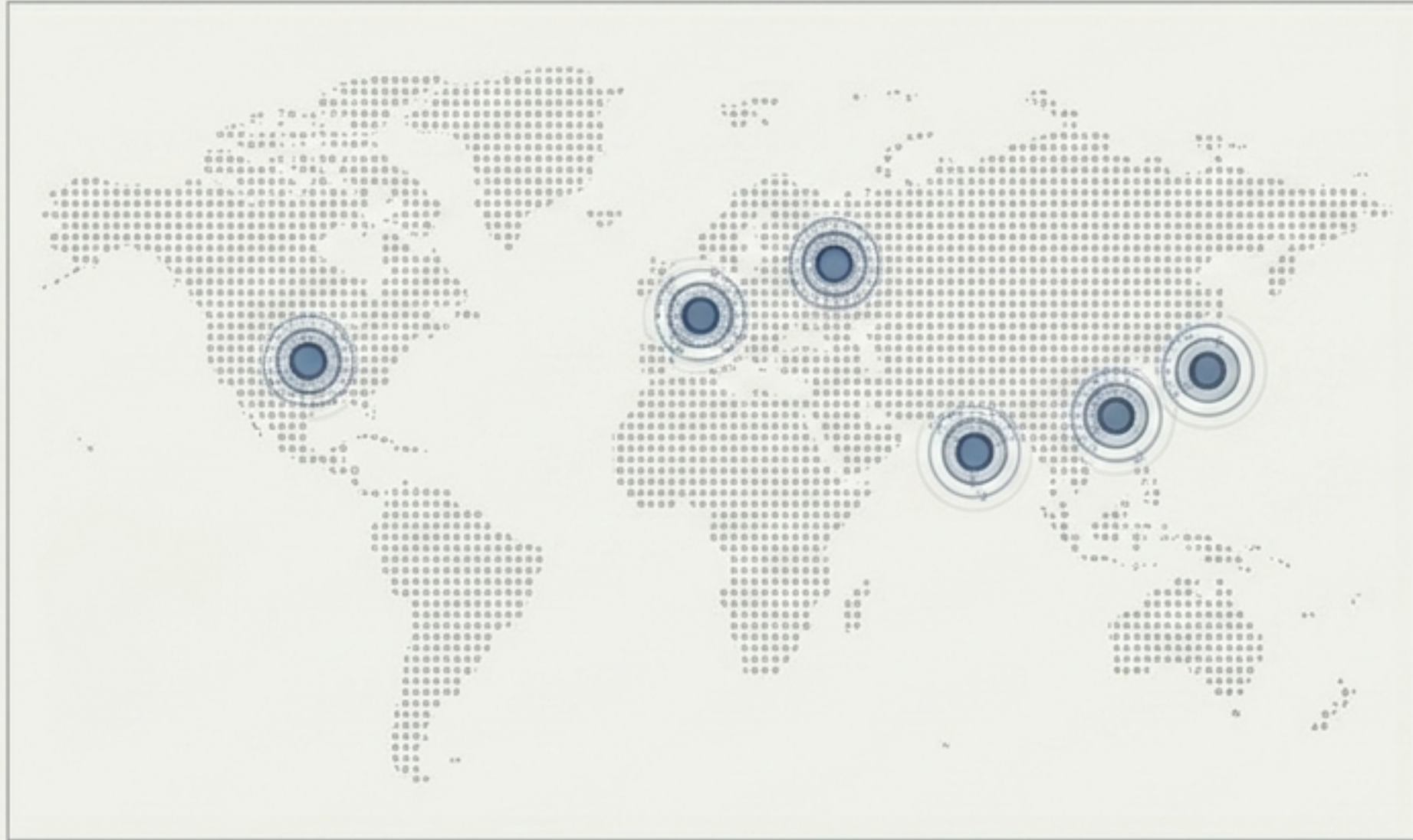
Individual and institutional investors mirrored this behavior, offloading their best-performing, highly-liquid asset to cover red positions elsewhere in their portfolios.

The Structural Bull Case Blueprint

Short-term liquidity drains are masking a massive, multi-year structural bull run supported by four unbreakable pillars.



Pillar 1: De-Dollarization Will Continue



of central banks surveyed assert their gold reserves will increase over the next 12 months.

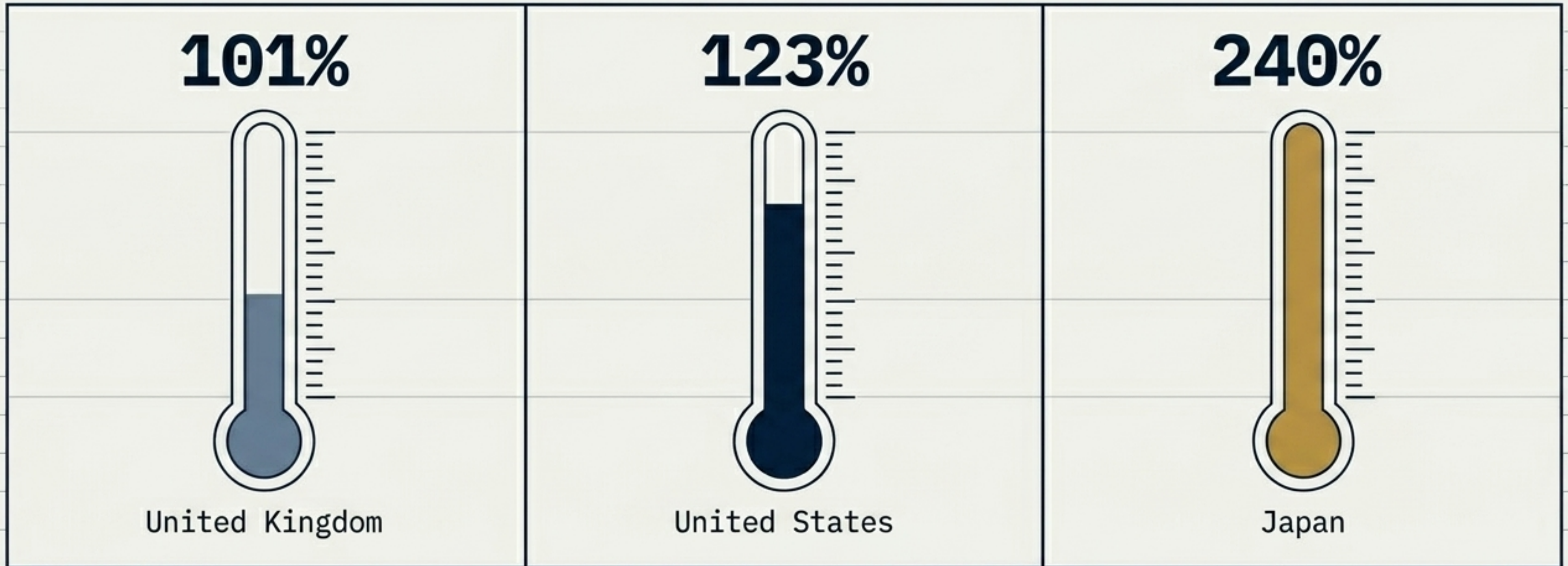
Core Insight

Despite temporary liquidation pauses due to immediate geopolitical stabilization needs, the structural shift away from fiat reliance is accelerating. The World Gold Council projects central bank purchasing to reach 700 to 900 tons this year.

Conclusion

Mass de-dollarization is the primary driver behind Deutsche Bank's \$8,000/oz target for 2031.

Pillar 2: The Global Sovereign Debt Crisis



High debt thresholds generate escalating interest burdens, structurally increasing the probability of sovereign default.

Governments, institutions, and elite investors are mathematically incentivized to park capital outside the fiat monetary system to hedge against absolute default risk.

Pillar 3: A Finite Supply Window



75%
of global reserves already mined (two-thirds extracted in the last 70 years).

The Output:

A record 3,672 tons of gold were mined last year.

The Scarcity Clock

At the current extraction rate, all economically recoverable gold will be depleted in exactly

15 to 20 years.

Caveat: An estimated 132,110 tons of verified resources exist, but remain economically unviable to extract under current pricing and technological constraints.

Pillar 4: The Ultimate Asset Moat

	Gold	Bitcoin	Alt Metals (Platinum/Silver)
Physicality vs. Digital	Physical Asset (Immutable)	Digital Network (17-year volatile history)	Physical Asset
Monetary History & Trust	Millennia of established sovereign trust.	High volatility; lacks global sovereign adoption.	Secondary monetary status.
Financial Utility vs. Industrial Use	Limited industrial demand; functions purely as a balance sheet asset and inflation hedge.	No industrial use, highly speculative.	Heavy industrial applications deeply entangle and distort their economic profiles. Platinum is 30x rarer, but highly tethered to industrial cycles.

The Insight Reversing the Trend

Gold's pullback is setting up the next leg higher. The recent sell-off is a symptom of short-term liquidity demands, not a deterioration in fundamental asset quality.

Historical Context

Gold performs best when confidence in traditional financial systems weakens. Today, de-dollarization, sovereign debt, and scarcity are accelerating that weakness.

DE-DOLLARIZATION INDEX: +8.3% YTD

The Strategic Play

The strongest long-term institutional opportunities emerge when a massive structural trend temporarily moves in reverse.

OPPORTUNITY WINDOW: 3-6 MONTHS EST.

Forward Radar: Testing the Thesis



Monday

China Industrial Production:

Forecast **5.5%**
(Prev **5.7%**)

Slower growth signals weaker manufacturing momentum.

Tuesday

Canada Inflation (YoY):

Forecast **3.0%**
(Prev **2.4%**)

A rebound risks keeping borrowing costs elevated.

Wednesday

UK Inflation (YoY):

Forecast **2.6%**
(Prev **3.3%**)

A softer reading supports rate cut expectations.

Thursday

US FOMC Minutes:

Monitoring policymaker anxiety regarding sticky inflation and timeline for rate cuts.

Friday

Japan Inflation (YoY):

Forecast **1.8%**
(Prev **1.5%**)

Rising inflation builds the case for policy normalisation, impacting the Yen and global bond markets.